

2024



07

Agriculture
and forestry

Neuchâtel 2024

Agriculture

Pocket Statistics 2024



Schweizerische Eidgenossenschaft
Confédération suisse
Confederazione Svizzera
Confederaziun svizra

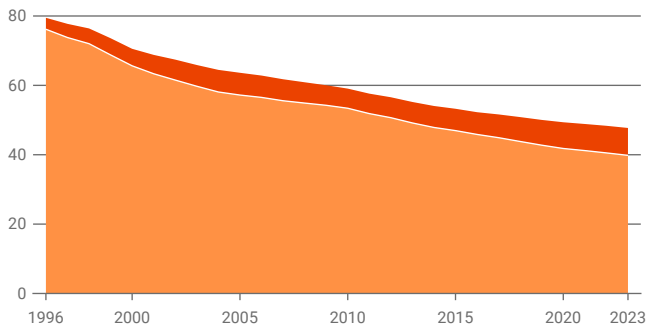
Swiss Confederation

Federal Department of Home Affairs FDHA
Federal Statistical Office FSO

Organic country: the number of conventional farms is falling as the number of organic farms rises

In thousands of farms

■ conventional farms ■ organic farms



Data as on: 14.05.2024

Source: FSO – Farm structure survey

gr-e-07.02.02.01.01.01

© FSO 2024

Structure of farms, 2023

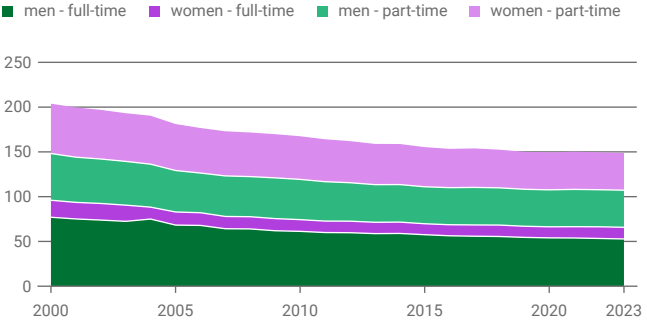
	Total	%	of which organic	%
Farms	47 719		7 896	
Orientation: animal production	32 138	67	5 490	70
Orientation: plant production	11 649	24	1 742	22
Orientation: mixed production	3 932	8	664	8
Farms with direct sales (2020)	12 700		3 200	
Jobs	148 900		27 700	
Average farm size in hectares	22		24	
Utilised agricultural area in hectares	1 042 000		190 000	
owner-occupied (2020)		54		52
leased (2020)		44		45
in usufruct (2020)		2		3
Agricultural vehicles, stock 2023	197 700		...	

Source: FSO – Farm structure survey, Additional survey, Distribution of road vehicles

© FSO 2024

A workplace in the countryside: 37% of jobs in agriculture are held by women

In thousands of persons



Data as on: 14.05.2024

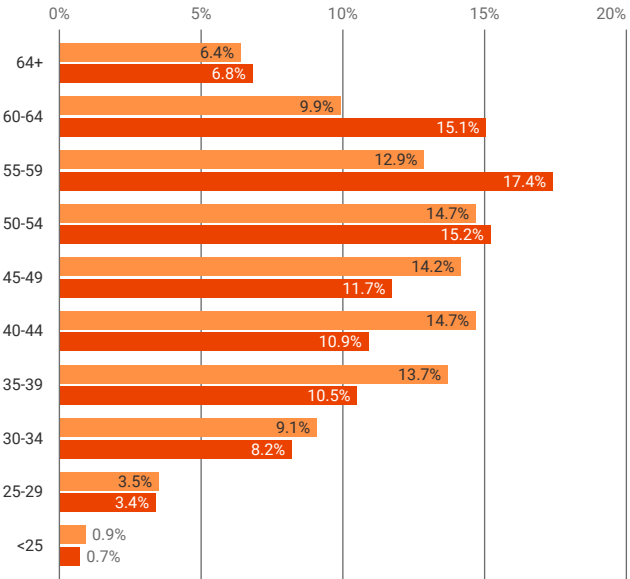
gr-e-07.02.02.01.03.01

Source: FSO – Farm structure survey

© FSO 2024

Age pyramid: 55% of farm managers¹ are aged over 50

2000 2023



¹ Farm managers whose age is known (approx. 87%)

Data as on: 14.05.2024

gr-e-07.02.04.02.01

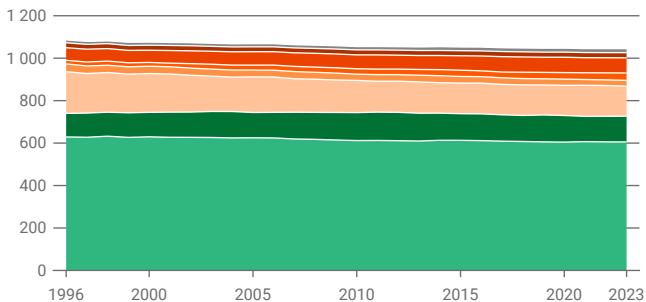
Source: FSO – Farm structure survey

© FSO 2024

Grassland: 7 out of 10 hectares are meadows or pastures

In thousands of hectares

- permanent grassland
- temporary grasses
- cereals
- potatoes, sugar and fodder beet
- oilseeds
- other arable land
- permanent crops
- other utilised agricultural area



Data as on: 14.05.2024

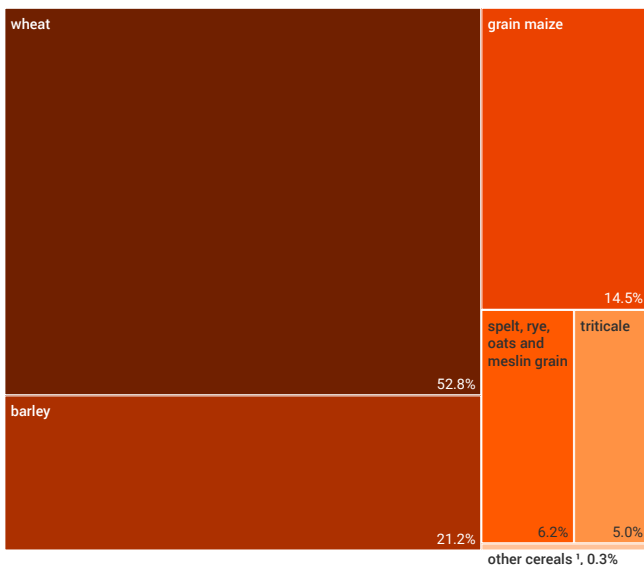
Source: FSO – Farm structure survey

gr-e-07.02.02.02.01.01

© FSO 2024

The essential arable crop: wheat is the main cereal

cereals 2022: 864 000 tonnes



¹ emmer, one-grained wheat, rice, millet, buckwheat, quinoa

Data as on: 11.09.2023

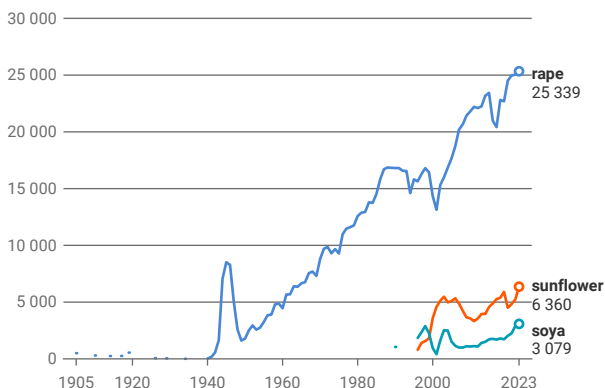
Source: Agristat – Crop production

gd-e-07.02.03.02.02

© FSO 2024

Oil fields: increasing rapeseed cultivation area

In hectares



Data as on: 14.05.2024

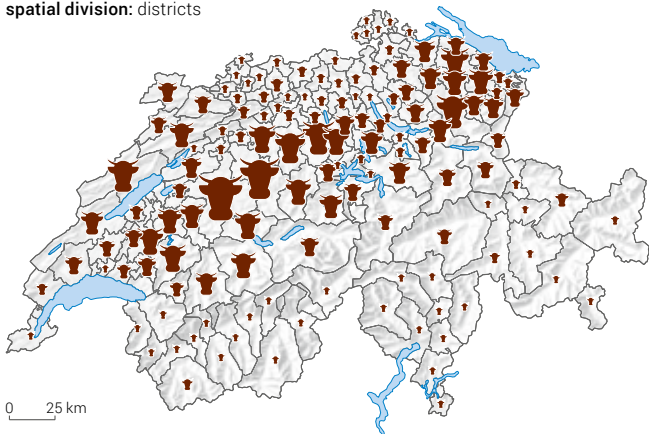
Source: FSO – Farm structure survey

gr-e-07.02.02.02.03.01

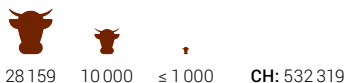
© FSO 2024

Milky Way: 532 000 cows produced 3.7bn kg milk, 2023

spatial division: districts



Number

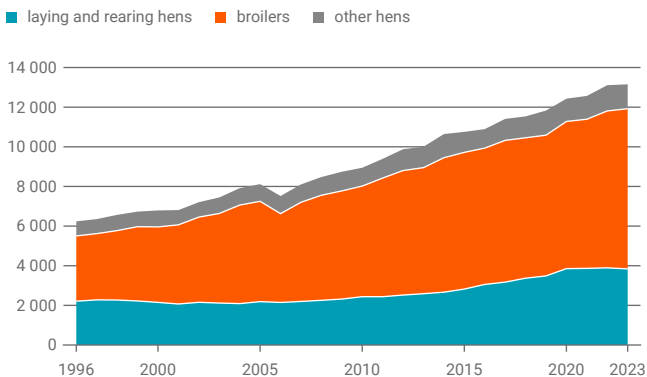


Source: FSO – Farm structure survey

© FSO 2024

Chicken Run: twice as many hens as in 1996

In thousands of animals



Data as on: 14.05.2024

Source: FSO – Farm structure survey

gr-e-07.02.02.03.02.01

© FSO 2024

Animals ¹	2023
Cattle	1,5 millions 20% of which in the canton of Berne
Farms with tie stalls (2020)	20 000
Farms with free-stall systems (2020)	33 000
Pigs	1,3 millions 31% of which in the canton of Lucerne
Horses	82 000
Sheep	362 000
Goats	81 000
Chickens	13,2 millions

¹ Rounded

Source: FSO – Farm structure survey, Additional survey

© FSO 2024

Key cantonal figures for agriculture, 2023

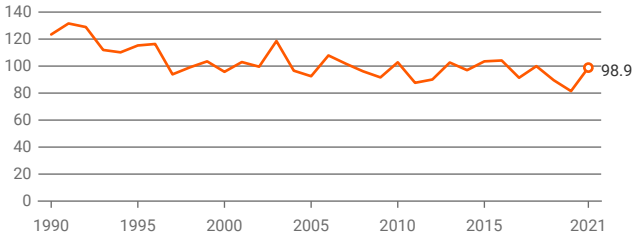
Cantons	Farms	Of which organic farms	Jobs in thousands	Utilised agricultural area in thousands of hectares	Cattle in thousands
ZH	3 014	489	10.8	72	91.5
BE	9 734	1 445	29.4	191	298.4
LU	4 301	483	12.7	75	147.8
UR	521	61	1.3	7	11.0
SZ	1 472	184	3.9	24	43.4
OW	595	193	1.5	8	18.5
NW	398	83	1.1	6	11.3
GL	336	100	0.9	7	11.7
ZG	535	95	1.7	11	19.3
FR	2 598	250	8.3	75	133.9
SO	1 281	194	3.8	31	41.0
BS	13	3	0.1	0,4	0.3
BL	874	169	2.8	21	25.4
SH	498	52	1.6	16	17.0
AR	655	132	1.5	12	22.4
AI	417	26	1.0	7	14.4
SG	3 707	499	10.4	71	136.0
GR	2 138	1 261	6.1	56	69.2
AG	2 931	330	9.3	59	86.5
TG	2 429	399	8.3	49	70.4
TI	1 027	179	3.0	14	10.8
VD	3 534	450	12.4	108	112.6
VS	2 585	401	9.9	36	31.4
NE	752	124	2.2	32	42.4
GE	396	88	2.0	11	3.2
JU	978	206	2.8	41	58.9
Switzerland	47 719	7 896	148.9	1 042	1 528.6

Source: FSO – Farm structure survey, STATENT, STATPOP

© FSO 2024

Nitrogen balance: nitrogen input exceeds agricultural crop requirements

In thousands of tonnes



Data as on: 06.07.2023

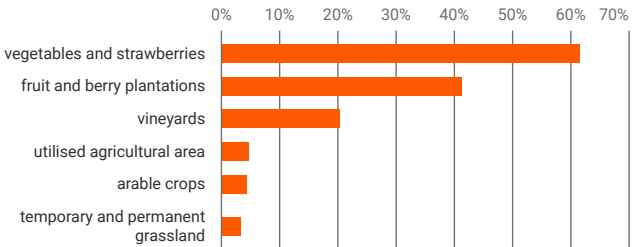
Source: FSO – Environmental accounting

gr-e-07.06.05.04.01

© FSO 2024

Irrigation: approximately 5% or 49 000 hectares of the utilised agricultural area is irrigated, 2020

Share of irrigated utilised agricultural area by category



Extrapolated values based on random sample

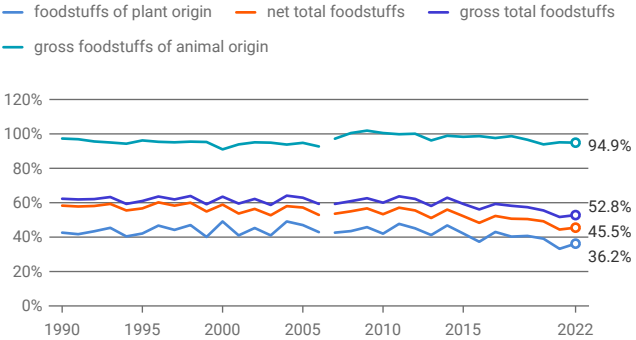
Data as on: 23.11.2021

Source: FSO – Farm structure survey, complementary survey

gr-e-07.02.05.06.01

© FSO 2024

Food security: Swiss agricultural produces 53% of food



New calculation method since 2007
2022: provisional

Data as on: 05.12.2023
Source: Agristat – Food balance sheet

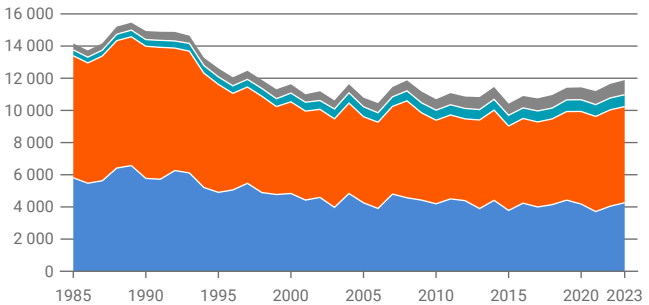
gr-e-07.06.01.03.01
© FSO 2024

Output: 50% of the production value comes from animal production and 36% from plant production

In CHF millions, to current basic prices

Legend:

- crop output (blue)
- animal output (orange)
- agricultural services (teal)
- non agricultural secondary activities (grey)



Output to basic prices includes subsidies on products and excludes taxes on products
2021: semi definitive, 2022: provisional, 2023: estimate

Data as on: 21.11.2023
Source: FSO – Economic accounts for agriculture

gr-e-07.04.02.01.01
© FSO 2024

Would you like more information?

Visit our website:

www.statistics.admin.ch → Look for statistics → 07 – Agriculture and forestry



Subscribe to our newsletter:

www.statistics.admin.ch → Services → Contact → Orders and subscriptions

Published by:	Federal Statistical Office (FSO)
Information:	agrar@bfs.admin.ch , tel. +41 58 467 24 39
Editor:	Sibylle Meyre, FSO
Series:	Swiss Statistics
Topic:	07 Agriculture and forestry
Original text:	German
Translation:	FSO language services
Layout:	Publishing and Dissemination PUB, FSO
Graphics, maps:	Publishing and Dissemination PUB, FSO
Online:	www.statistics.admin.ch
Print:	www.statistics.admin.ch Federal Statistical Office, CH-2010 Neuchâtel, order@bfs.admin.ch , tel. +41 58 463 60 60 Printed in Switzerland
Copyright:	FSO, Neuchâtel 2024 Reproduction with mention of source authorised (except for commercial purposes).
FSO number:	1112-2400

The information in this publication contributes to the measurement of the Sustainable Development Goals (SDGs).



The MONET 2030 indicator system

www.statistics.admin.ch → Look for statistics → Sustainable development → The MONET 2030 indicator system